



What are the different ways of advertising the production?




- Poster
- Flyer
- Website
- Newspaper advertisement
- Radio
- School newsletter
- Letter to parents



Who is your audience?

- Parents
- Grandparents
- Siblings (brothers and sister)
- Primary school children
- Governors
- VIPs (Mayor, MP,etc)



Memo

From:


To: Year 9 Pupils

Subject: Creation of tickets for the school production of

**I need you to create tickets for the production.
These tickets should be designed in an appropriate
software package and include the following information.**


- Your logo**
- Date (s) of Production**
- Time (s) of Production**
- Space for the insertion of seat number**
- Type of ticket if appropriate**

What information needs to be on your ticket?




- Logo
- Name of production
- Date
- Time
- Venue
- Seat number

What design ideas must you think about?



- Consistent font
- Different font sizes
- Appropriate image
- Layering of information
- Front and back of ticket
- White space
- Audience



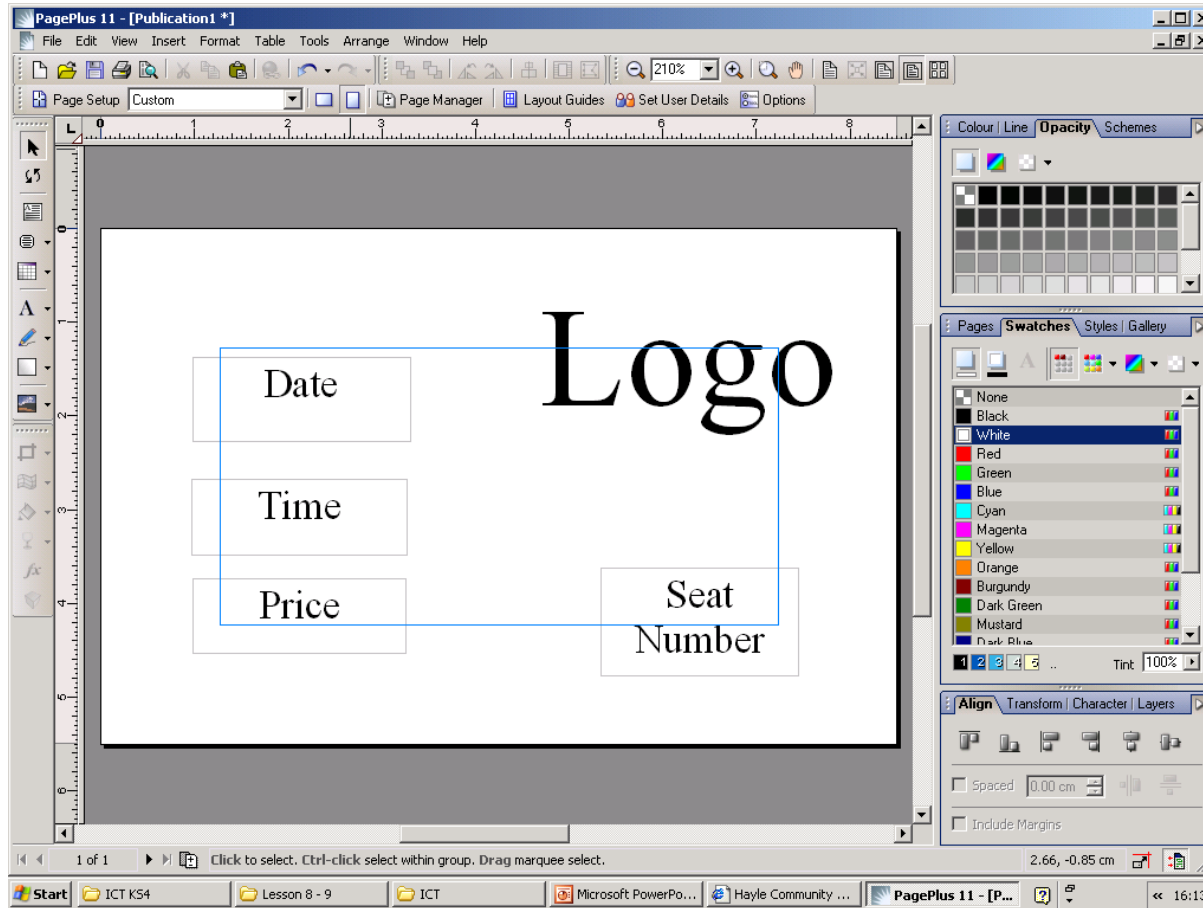
1.The Logo

The production needs a logo to represent it. This is the first task.


- Open Word, and then create a heading for the production using Word Art.
- Now choose a suitable piece of clipart from the hard drive or the internet.
- Put the two together. (edit, select all, cut and paste them into Paint).
- Save them as a bitmap in Paint.
- This is your logo to use with all your production advertising.

2. The Ticket


- Open PagePlus (Select ICT on the desktop, PagePlus11, Start from scratch, custom page set up).
- Choose Small Publications.
- Now select wide business card and Create.
- Remember to save your work in your 9.3 Theatre Booking folder







What is the second document you are going to produce?



- Will you need any additional information?